

Checkout by Amazon



Outline:

- Introducing the checkout options:
 - Standard Integration
 - Inline Integration
- Comparison of the outlined checkout options
- Managing Orders and Payments
- Test and Launch
- Integration Support

Introducing Checkout Options



Offering flexible implementation options that fit your customer experience

Standard Checkout

Window opens, order placed
in 1-2 clicks



Inline Checkout
Checkout by Amazon
seamlessly within your
existing checkout experience





Checkout by Amazon Standard Integration



SHOPPING BASKET

[continue shopping](#)

Item	Qty	Price
 <p>Zojirushi EC-BD15 Fresh Brew Thermal Carafe Coffee Maker by Zojirushi In Stock</p>	<input type="text" value="1"/> Update Delete Save for later	£89.00
 <p>Anchor Hocking Sweetbrier 16-Piece Crystal Glassware</p>	<input type="text" value="1"/> Update Delete Save for later	£19.99

Subtotal: £108.99



CHECKOUT

We reserve inventory for items in your shopping basket for 30 minutes. After that, it is made available to other customers. Try our new "Saved (For Later)" feature... To purchase some items now and some items later, click "Save For Later" next to the items you want to save. Saved items will appear below shopping bag items on this page.

* INTERNATIONAL ORDERS
* CUSTOMER SERVICE
* CONTACT US

* ORDER STATUS
* SHIPPING
* RETURNS

* SECURITY GUARANTEE
* PRIVACY POLICY
* ABOUT US

* WHAT WE SELL
* CAREERS
* AFFILIATE PROGRAM

► [Shop for tableware](#)



Need help?
Have questions?

CONTACT US

Seller displays "Checkout with Amazon" Button
(JavaScript code provided by Amazon, but seller needs to add basket content to the button)

The customer decides to checkout with Amazon.

- This is sample HTML code to display the CBA button

```
<html><head>
  <script src="https://static-eu.payments-amazon.com/cba/js/gb/sandbox/PaymentWidgets.js">
</script></head>
<body>
  <div id="cbaButton1"/>
  <script>
    new CBA.Widgets.StandardCheckoutWidget({
      merchantId: 'AEIOU1234AEIOU' ,
      orderInput: {format: "XML",value: "type:merchant-signed-order/aws-access-key/1;
      signature:0nppbXTktfoV80Kh41GK7ruUhq8=
      Order:PD94X834mds23...=;
      aws-access-key-id:19G7E7X2QE2V45LET"}}) .render("cbaButton1");
  </script>
</body>
</html>
```

- You need to dynamically compute the correct values for signature and order!

- Create XML representation of the basket content

```
<Order xmlns="http://payments.amazon.com/checkout/2008-06-15/">
  <ClientRequestId>123456</ClientRequestId>
  <Cart><Items>
    <Item>
      <SKU>CALVIN-HOBBS</SKU>
      <MerchantId>YOUR_MERCHANT_ID</MerchantId>
      <Title>The Complete Calvin and Hobbes</Title>
      <Description>By Bill Watterson</Description>
      <Price>
        <Amount>2.50</Amount><CurrencyCode>GBP</CurrencyCode>
      </Price>
      <Quantity>1</Quantity>
    </Item>
  </Items></Cart>
</Order>
```

- Base64-encode it (Order parameter)
- Compute the HMAC-signature (Signature parameter)

The image shows a browser window titled "Amazon Payments: Sign In" with the URL "https://www.amazon.co.uk/...". The background is a website for "court & cherry" with a shopping cart icon and various product categories like "ARTWORK", "SHIPPING", and "STORAGE".

Amazon.co.uk Sign In

To complete your order on courtandcherry, sign in using the e-mail address and password you use on Amazon.com. Amazon payments uses information from your Amazon.com account to complete purchases.

My e-mail address is:

My password is:

[Sign in using our secure server](#)

- > [Forgot your Amazon password](#)
- > [Create a new Amazon account](#)

amazonpayments

[User Agreement](#) | [Privacy Notice](#)

Internet 100%

* INTERNAL * SHIPPING * PRIVACY POLICY * CAREERS
* CUSTOMER SERVICE * RETURNS * ABOUT US * AFFILIATE PROGRAM
* CONTACT US

If the customer is currently not logged in at Amazon.co.uk, a pop-up opens and asks to log-in now.

The seller has several options to configure shipping options and fees associated with them.

The screenshot shows the Amazon Payments: Order Review page for a seller named 'court & cherry'. The page is displayed in a browser window with the URL 'https://www.amazon.com/...'. The main content area is titled 'court & cherry' and features a 'Place your order' button. Below this, there are sections for 'Dispatch To:', 'Delivery Speed:', 'Payment Method:', and 'Item Details'. The 'Dispatch To:' section shows a dropdown menu with 'Pat Smythe' selected. The 'Delivery Speed:' section has three radio buttons: 'Standard' (selected), 'Two Day', and 'One Day'. The 'Payment Method:' section shows 'Visa ***9022' selected. The 'Item Details' section lists two items: 'Zojirushi EC-BD15 Fresh Brew Thermal Carafe Coffee Maker' (Qty: 1, £89.00) and 'Anchor Hocking Sweetbrier 16-Piece Crystal Glassware Set' (Qty: 1, £19.99). The total for these 2 items is £128.94, including VAT. The postage is £19.95. The subtotal is £108.99. There are also links for 'Add new', 'Show billing address', and 'Edit your order'.

Item	Qty	Price
Zojirushi EC-BD15 Fresh Brew Thermal Carafe Coffee Maker	1	£89.00
Anchor Hocking Sweetbrier 16-Piece Crystal Glassware Set	1	£19.99

Item(s) Subtotal: £108.99
Postage: £19.95
Total for these 2 items: £128.94
(Inclusive of VAT)

The co-branded pop-up allows the customer to select the shipping address and the payment method. Delivery speeds and the associated fees are displayed.

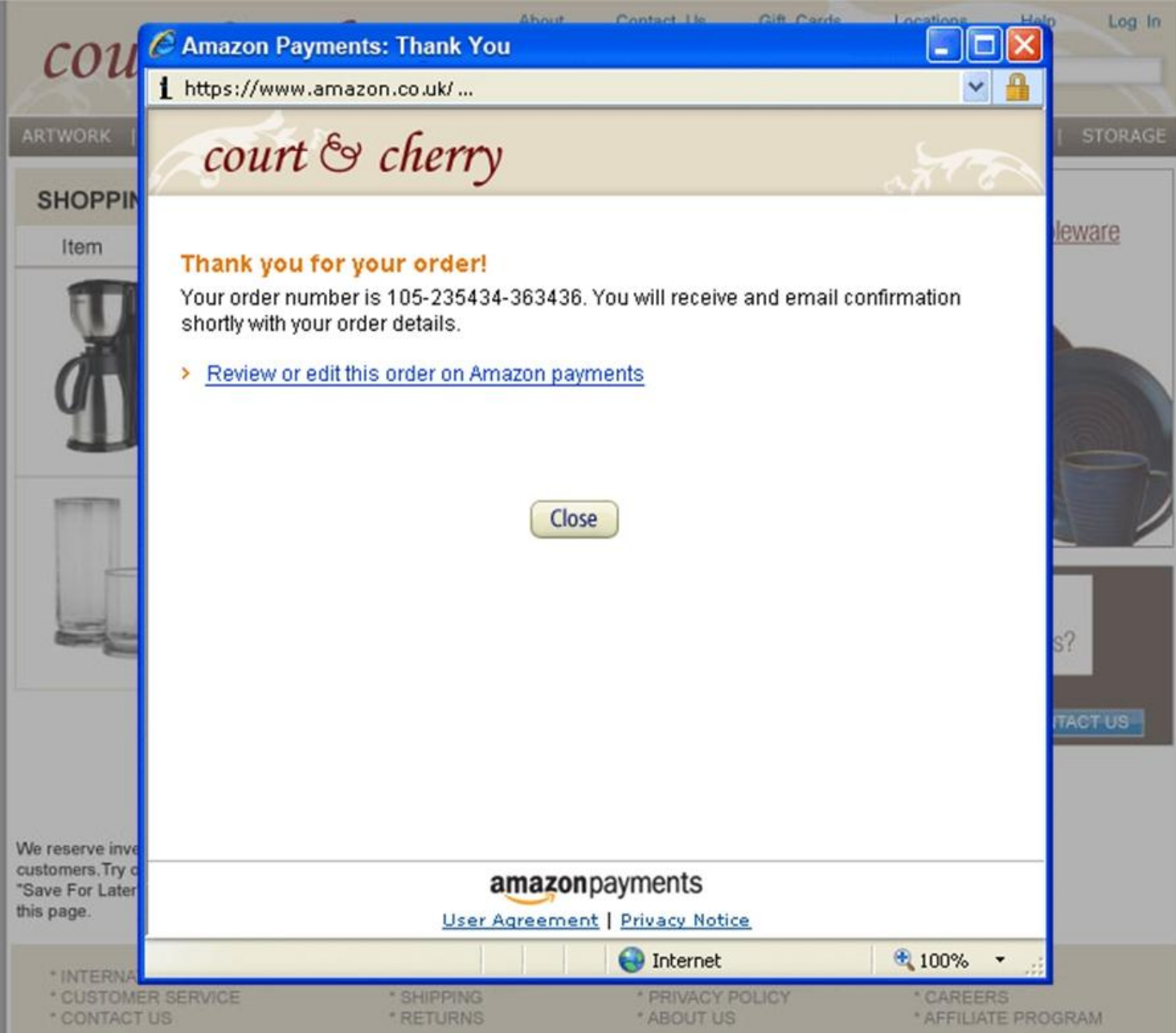
The seller has several options to configure gift voucher codes.

The screenshot shows the Amazon Payments: Order Review page for the seller 'court & cherry'. The page includes a 'Place your order' button, a 'Dispatch To' dropdown menu, a 'Delivery Speed' section with radio buttons for Standard, Two Day, and One Day, and a 'Payment Method' dropdown menu. A red circle highlights the link 'Have an Court & Cherry gift or promotion code?' and a red arrow points from the yellow text box to this link. The 'Item Details' section lists two items: 'Zojirushi EC-BD15 Fresh Brew Thermal Carafe Coffee Maker' (Qty: 1, £89.00) and 'Anchor Hocking Sweetbrier 16-Piece Crystal Glassware Set' (Qty: 1, £19.99). The total for these items is £128.94. The page also shows the seller's address and contact information.

The customer can also enter gift voucher codes if the seller has activated this functionality.

Shipping Rate Configuration and Calculations:

- **Globally in Seller Central**
 - Configuration of standard shipping rates
 - Easiest, but restricted to the shipping models we offer (same as M@)
- **Specify in the XML Request**
 - Works if the shipping fees can be computed based on the items, using the regions/countries offered by us.
- **Using callbacks**
 - Use if the exact address of the buyer is needed to compute the shipping fees.
 - Eg: Free delivery for London City



The pop-up informs the customer that the order has been placed successfully.

court & cherry
elegant furnishings for your home

About Contact Us Gift Cards Locations Help Log In

SEARCH

ARTWORK | BATH | DISHWARE | LINENS | LUGGAGES | FURNITURE & SEATING | KITCHEN & BARBECUE | STORAGE


ORDER CONFIRMATION

Thank you!
Your order number is **105-235435-35265**. You will receive an email confirmation shortly with your order details.

> [Review or edit this order on Amazon Payments](#)

CONTINUE SHOPPING

Shop for tableware



Need help?
Have questions?

CONTACT US

* INTERNATIONAL ORDERS
* CUSTOMER SERVICE
* CONTACT US

* ORDER STATUS
* SHIPPING
* RETURNS

* SECURITY GUARANTEE
* PRIVACY POLICY
* ABOUT US

* WHAT WE SELL
* CAREERS
* AFFILIATE PROGRAM

Seller displays the Order ID received from Amazon for this purchase

105-235435-35265



The customer is forwarded to the "Thank you for your order" page of the seller (optionally: to the start page of the seller). Important: Do not forget to clear the basket!

Checkout by Amazon Inline Integration



SHOPPING BASKET

[continue shopping](#)

Item	Qty	Price
 <p>Zojirushi EC-BD15 Fresh Brew Thermal Carafe Coffee Maker by Zojirushi In Stock</p>	<input type="text" value="1"/> Update Delete Save for later	£89.00
 <p>Anchor Hocking Sweetbrier 16-Piece Crystal Glassware Set by Anchor Hocking</p>	<input type="text" value="1"/> Update Delete Save for later	£19.99

► [Shop for tableware](#)



Need help?
Have questions?

[CONTACT US](#)

Subtotal: £108.99



[CHECKOUT](#)

We reserve inventory for items in your shopping basket for 30 minutes. After that, it is made available to other customers. Try our new "Saved (For Later)" feature... To purchase some items now and some items later, click "Save For Later" next to the items you want to save. Saved items will appear below shopping bag items on this page.

* INTERNATIONAL ORDERS
* CUSTOMER SERVICE
* CONTACT US

* ORDER STATUS
* SHIPPING
* RETURNS

* SECURITY GUARANTEE
* PRIVACY POLICY
* ABOUT US

* WHAT WE SELL
* CAREERS
* AFFILIATE PROGRAM

Seller displays "Checkout with Amazon" Button
(JavaScript code provided by Amazon)

The customer decides to checkout with Amazon.

- Place CBA button using the JavaScript code
- Customize the “onAuthorize” method to your needs

```
<html><head>
  <script src="https://static-eu.payments-amazon.com/cba/js/gb/sandbox/PaymentWidgets.js">
</script></head>
<body>
  <div id="InlineCheckoutWidget"/>
  <script>
    new CBA.Widgets.InlineCheckoutWidget({
      merchantId: 'AEIOU1234AEIOU',
      onAuthorize: function(widget) {
        window.location = 'https://www.mydomain.com/?session='
          + widget.getPurchaseContractId();
      }}).render("InlineCheckoutWidget");
  </script>
</body>
</html>
```

The image shows a browser window titled "Amazon Payments: Sign In" with the URL "https://www.amazon.co.uk/...". The background is a website for "court & cherry" with a shopping cart icon and various product categories like "ARTWORK", "SHIPPING", and "STORAGE".

Amazon.co.uk Sign In

To complete your order on courtandcherry, sign in using the e-mail address and password you use on Amazon.com. Amazon payments uses information from your Amazon.com account to complete purchases.

My e-mail address is:

My password is:

[Sign in using our secure server](#)

- > [Forgot your Amazon password](#)
- > [Create a new Amazon account](#)

amazonpayments

[User Agreement](#) | [Privacy Notice](#)

Internet 100%

* INTERNAL * CUSTOMER SERVICE * CONTACT US * SHIPPING * RETURNS * PRIVACY POLICY * ABOUT US * CAREERS * AFFILIATE PROGRAM

If the customer is currently not logged in at Amazon.co.uk, a pop-up opens and asks to log-in now.

DISPATCH INFORMATION

Dispatch Address:

Amazon Address Book

Select an address (or add new address)	Dispatch To:
<input checked="" type="radio"/> Pat Smythe, The Grove, 1-9 Patriot Court, Slough, Berkshire, SL11QP, U...	Pat Smythe The Grove 1-9 Patriot Court Slough Berkshire SL11QP United Kingdom Edit Address
<input type="radio"/> Maureen Campbell, 2034 182nd Ave NE, Address line Number 2, Redmon...	
<input type="radio"/> Carlton Smith, 864 Featherstone BLVD, Seattle, WA 98121, United States	
<input type="radio"/> Reginal Burns, 1234 12th Ave S, Seattle, WA 98121, United States	

Privacy:

Seller displays Amazon Address Book (JavaScript code provided by Amazon)

Select a dispatch speed:

- Standard (UPS Ground): 4-8 business days £7.95
- Expedited (UPS 2nd Day Air): 2-3 business days £14.95
- Express (UPS Next Day Air Saver): 1-2 business days £24.95

Seller shows available shipping options and costs for the selected delivery address (options, charges and display controlled by seller)

BASKET: [edit](#)

 £89.00
Zojirushi EC-BD15 Fresh Brew Thermal Carafe Coffee Maker by [Zojirushi](#)
In Stock
qty:1

 £19.99
Anchor Hocking Sweetbrier 16-Piece Crystal Glassware Set by [Anchor Hocking](#)
In Stock
qty:1

Subtotal: £108.99

[Need help?](#)

Customer is forwarded to the next page in the checkout. This page is controlled by the seller. Customer reviews the items and selects the shipping address and dispatch speed.

- Place AddressWidget using the JavaScript code
- Use the optional “onAddressSelect” method

```
<html><head>
  <script src="https://static-eu.payments-
amazon.com/cba/js/gb/sandbox/PaymentWidgets.js">
</script></head>
<body>
  <div id="AmazonAddressWidget"></div>
  <script>
    new CBA.Widgets.AddressWidget({
      merchantId: "ABCDE1234ABCDE",
      onAddressSelect: function(widget) {
        document.getElementById("continue_button").disabled=false;
      }
    }).render("AmazonAddressWidget");
  </script>
</body>
</html>
```

- Call the *GetPurchaseContract* API:

```
https://payments-sandbox.amazon.co.uk/cba/api/purchasecontract/?
Action=GetPurchaseContract
&PurchaseContractId=amzn1.contract.1.1.1.sdjkcvj2378cv782&SignatureMethod=HmacSHA256
&SignatureVersion=2&Timestamp=2010-12-08T14%3A09%3A59&Version=2010-08-31
&AWSAccessKeyId=YOURACCESSKEYID&Signature=sd89cvk3df8989DKYfmwfd89
```

- You will get a response similar to this:

```
<GetPurchaseContractResponse>
<GetPurchaseContractResult><PurchaseContract>
  <Id>amzn1.contract.1.1.1.sdjkcvj2378cv782</Id>
  <Destinations><Destination>
    <PhysicalDestinationAttributes><ShippingAddress>
      <Name>Peter Sample</Name>
      <PostalCode>SL1 1QP</PostalCode>
      <PhoneNumber>+44 123456789</PhoneNumber>
      <CountryCode>GB</CountryCode>
      <StateOrProvinceCode>Berks</StateOrProvinceCode>
      <City>SLOUGH</City>
    </ShippingAddress></PhysicalDestinationAttributes>
    <DestinationType>PHYSICAL</DestinationType><DestinationName>#default</DestinationName>
  </Destination></Destinations>
  <State>ACTIVE</State><MerchantId>ABCDE1234ABCDE</MerchantId>
  <ExpirationTimeStamp>2010-12-08T16:09:47.568Z</ExpirationTimeStamp>
  <MarketplaceId>A1V3L06WH786V3</MarketplaceId>
</PurchaseContract></GetPurchaseContractResult>
```

GIFT INFORMATION

Gift wrap my order and add a gift message:



PROMO CODE AND GIFT CARD INFORMATION

Promo Code: Gift Code:

PAYMENT INFORMATION

Payment Method:

Payment Methods

Choose a credit card (or [add new card](#))

- Visa ***1234
- Mastercard ***1234
[Update credit card info](#)
- Amex ***1234
- Amazon.com Store Card ***2050
[Update credit card info](#)

Privacy

Pay With:

Visa ***1234

Seller displays Amazon Payment Methods (JavaScript code provided by Amazon)

Enter your email address to get updates on the status of your order

Seller computes and shows item prices and delivery charges based on selected shipping address

Subtotal:	£108.99
VAT:	10.35
Shipping:	7.95
Total:	£127.29

Customer selects payment information and checks final price amounts.
Customer can also enter voucher codes and use other functionality the seller offers on this page.

- Place WalletWidget using the JavaScript code
- Use the optional “onPaymentSelect” method

```
<html><head>
  <script src="https://static-eu.payments-
amazon.com/cba/js/gb/sandbox/PaymentWidgets.js">
</script></head>
<body>
  <div id="AmazonWalletWidget"></div>
  <script>
    new CBA.Widgets.WalletWidget({
      merchantId: "ABCDE1234ABCDE",
      onPaymentSelect: function(widget) {
        document.getElementById("continue_button").disabled=false;
      }
    }).render("AmazonWalletWidget");
  </script>
</body>
</html>
```

GIFT INFORMATION

Gift wrap my order and add a gift message:

Need help?
Have questions?

[CONTACT US](#)

PROMO CODE AND GIFT CARD INFORMATION

Promo Code: [APPLY](#) Gift Code: [APPLY](#)

PAYMENT INFORMATION

Payment Method:

Payment Methods

Choose a credit card (or [add new card](#))

- Visa ***1234 [^](#)
- Mastercard ***1234 [Update credit card info](#) [ⓘ](#)
- Amex ***1234
- Amazon.com Store Card ***2050 [Update credit card info](#) [ⓘ](#)

[Privacy](#)

amazonpayments

Pay With:

Visa ***1234

When clicked, call the following APIs to complete the order:

1. "SetPurchaseItems" (to send the line items and prices)
2. "SetContractCharges" (to send shipping costs)
3. "CompletePurchaseContract" (to close the order session)

Enter your email address to get updates on the status of your order

email address*:

Subtotal: £108.99
VAT: 10.35
Shipping: 7.95

Total: £127.29

[PLACE YOUR ORDER](#)

Customer confirms the order.

1. Call SetPurchaseItems API to send items and prices:

```

https://payments-
sandbox.amazon.co.uk/?PurchaseContractId=amzn1.contract.1.1.f86d99c2943f98dc28d586c628413080
&Action=SetPurchaseItems
&PurchaseItems.PurchaseItem.1.SKU=Item1SKU
&PurchaseItems.PurchaseItem.1.MerchantId=A32EMVWCF1111H
&PurchaseItems.PurchaseItem.1.Title=Item1Title
&PurchaseItems.PurchaseItem.1.UnitPrice.Amount=3.14
  &PurchaseItems.PurchaseItem.1.UnitPrice.CurrencyCode=GBP
&PurchaseItems.PurchaseItem.1.Quantity=1
&PurchaseItems.PurchaseItem.1.ProductType=PHYSICAL
&PurchaseItems.PurchaseItem.1.PhysicalProductAttributes.DeliveryMethod.ServiceLevel=Standard
&SignatureMethod=HmacSHA256&Expires=2010-07-18T12:00:00-07:00

&AWSAccessKeyId=0GS7553JW74RRM612K02EXAMPLE&SignatureVersion=2&Signature=Dqlp3Sd61jTUA9Uf6SGtEEExwUQEXAMPLE

```

It is possible to send Shippings fees and promotion discounts for each item using the SetPurchaseItems call.

```

...
&PurchaseItems.PurchaseItem.1.PhysicalProductAttributes.ItemCharges.Shipping.Amount=3.14
&PurchaseItems.PurchaseItem.1.PhysicalProductAttributes.ItemCharges.Shipping.CurrencyCode=EUR
...

```

The other option is to send shipping charges and promotion discounts for the entire order using the „SetContractCharges“ API call as shown on the next page.

The response for a successful call looks as follows:

```

<SetPurchaseItemsResponse>
  <ResponseMetadata>
    <RequestId>cd32d30c-cbc5-11df-b078-910d723e9d9d</RequestId>
  </ResponseMetadata>
</SetPurchaseItemsResponse>

```

2. Call SetContractCharges API to send shipping charges and promotions for the entire order:

```
https://payments-sandbox.amazon.co.uk/  
?PurchaseContractId=amzn1.contract.1.1.f86d99c2943f98dc28d586c628413080  
&Action=SetContractCharges  
&Charges.Shipping.Amount=3.14  
&Charges.Shipping.CurrencyCode=GBP  
&Charges.Promotions.Promotion.1.PromotionId=X-mas  
&Charges.Promotions.Promotion.1.Description=Christmaspromotion  
&Charges.Promotions.Promotion.1.Discount.Amount=2.58  
&Charges.Promotions.Promotion.1.Discount.CurrencyCode=GBP  
&AWSAccessKeyId=0GS7553JW74RRM612K02EXAMPLE  
&SignatureVersion=2  
&SignatureMethod=HmacSHA1  
&Timestamp=2010-09-10T14%3A47%3A13.000Z  
&Signature=2RPzk0gQmDybUjk0dA54maCEXAMPLE
```

The response for a successful call looks as follows:

```
<SetContractChargesResponse>  
  <ResponseMetadata>  
    <RequestId>cd32d30c-cbc5-11df-b078-910d723e9d9d</RequestId>  
  </ResponseMetadata>  
</SetContractChargesResponse>
```

3. Call the *CompletePurchaseContract* API to finalize the order:

```
https://payments-sandbox.amazon.co.uk/cba/api/purchasecontract/  
?Action=CompletePurchaseContract  
&PurchaseContractId=amzn1.contract.348dfsd82masXYsd823214234  
&AWSAccessKeyId=ABC123DE3456FGHIJ&Signature=sdjkSD72Eacnsd%2cj373saSA  
&SignatureMethod=HmacSHA256&SignatureVersion=2  
&Timestamp=2010-09-27T15%3A44%3A20Z&Version=2010-08-31
```

You will receive the Amazon Order ID for this order:

```
<CompletePurchaseContractResponse>  
  <CompletePurchaseContractResult>  
    <OrderIds>  
      <OrderId>028-2865876-7452365</OrderId>  
    </OrderIds>  
  </CompletePurchaseContractResult>  
  <ResponseMetadata>  
    <RequestId>18334fe6-ca4e-11df-b078-910d723e9d9d</RequestId>  
  </ResponseMetadata>  
</CompletePurchaseContractResponse>
```

Then forward the customer to your “Thank you” page and show the Amazon Order ID.

Seller displays the Order ID received from Amazon for this purchase

ORDER CONFIRMATION

Thank you!

Your order number is **105-235435-35265**. You will receive an email confirmation shortly with your order details.

> [Review or edit this order on Amazon Payments](#)

CONTINUE SHOPPING

► [Shop for tableware](#)



Need help?
Have questions?

CONTACT US

* INTERNATIONAL ORDERS
* CUSTOMER SERVICE
* CONTACT US

* ORDER STATUS
* SHIPPING
* RETURNS

* SECURITY GUARANTEE
* PRIVACY POLICY
* ABOUT US

* WHAT WE SELL
* CAREERS
* AFFILIATE PROGRAM

The customer is forwarded to the "Thank you for your" order page. We recommend to show the Order ID. Important: Do not forget to clear the basket!

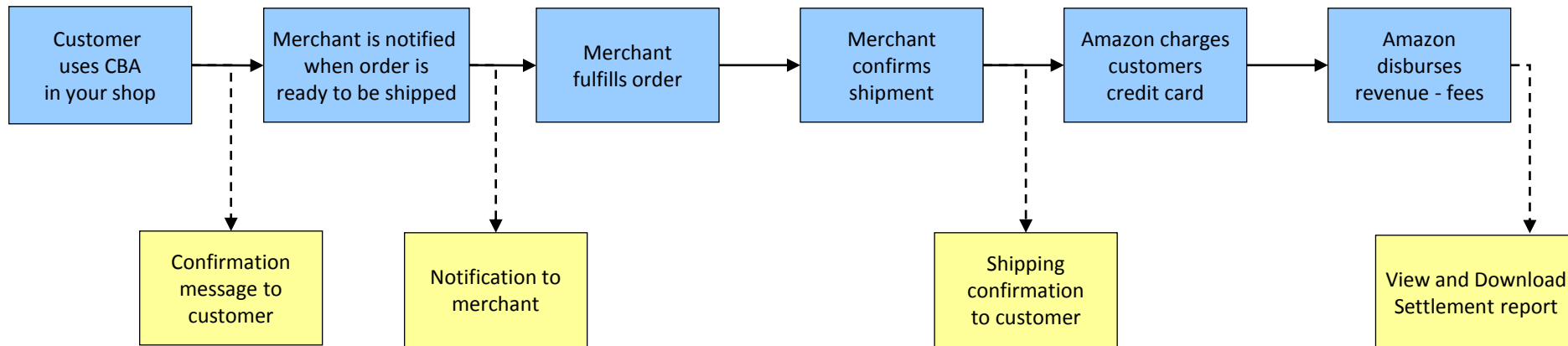
Comparison of the outlined checkout options



	Standard	Inline
Prof. Skills	HTML, Dynamic Web Programming (PHP, or similar), JavaScript, XML	JavaScript, HTML, Dynamic Web Programming (PHP or similar), Web Services
Required Web Site Changes	Basket page only	Basket page + Checkout pipeline
Shipping Costs	Computed based on SellerCentral configuration OR: sent along with basket OR: callbacks	Computation occurs completely on seller's side. Final amount is sent at the end of checkout process.
Gift Vouchers	Computed based on SellerCentral configuration OR: sent along with basket	Computation occurs completely on seller's side. Final amount is sent at the end of checkout process.
Checkout customizations	Not possible	Possible
Simplicity	+	-
Flexibility	-	+

Managing Orders and Payments





- **Managing Orders and Payments:**
 - Manual (Seller Central)
 - Using Flat Files or XML (same as M@)
 - Using Instant Order Processing Notifications

Test and Launch



- CBA sandbox test environment
 - Test shopping basket integration, order calculations, Inline API access
- Place small orders to verify that your orders go through as expected
 - In the integration “sandbox” payments will not be confirmed from Amazon and no fees will be charged
 - Use the production account to test the complete order process. We recommend to mark a few orders as shipped to verify that you get paid for your orders
- Launch on Production Platform
 - Ensure everything works fine before making CBA publicly available

Integration Support



- Leverage Amazon resources and ensure a successful launch:
 - <https://sellercentral.amazon.co.uk/> (information and code examples are available in “Help” section)
 - <https://payments.amazon.co.uk/business/resources#cba>
- Whenever you have questions, don't hesitate to contact our seller support. Contact links are available on the bottom of every SellerCentral page and on the “Contact Us” page.



Thank You!

