



IVY + BEAN

Gummy-Worm Toss [OR] Pin the Worm on the Nancy

Oh, what a great day it was when Bean threw the worms in Nancy's mouth, way back in the first book, Ivy and Bean. You can re-create the glorious moment in either of two ways: by throwing gummy worms into a hole cut in a picture of Nancy or by pinning a picture of worm onto a picture of Nancy, a la Pin the Tail on the Donkey. The second method is definitely easier, and most participants will have some success, but the first method is gratifyingly like the book. You decide.

MATERIALS NEEDED: Several sheets of printer paper; scissors; tape; cloth or mask for blindfolding; gummy worms (for tossing option)

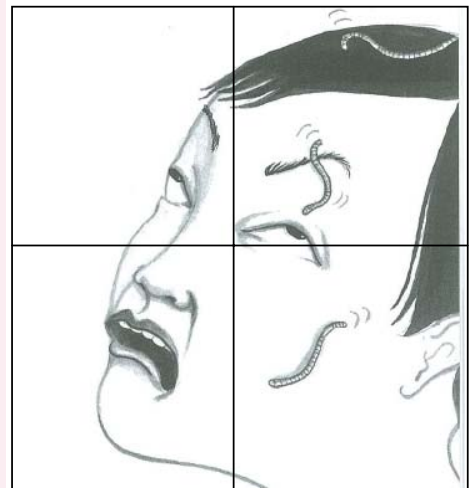
PROCEDURE: Print the pdf of Nancy's face and then cut along the dotted lines and tape together. (The shaded parts show where the pages will overlap for easy taping). Then print as many sheets of worms as you need (there are six on each page).

To Play Pin the Worm on the Nancy

- 1) Hang Nancy on a wall
- 2) Give each player a worm with a piece of tape on the back.
- 3) Write the player's name on the worm.
- 4) Stand the players 5-10 big steps back.
- 5) Blindfold players one at a time, spin, and point in the direction of Nancy.
- 6) The one who gets her worm closest to Nancy's mouth wins.

To Play Gummy-Worm Toss

- 1) Cut out Nancy's mouth (you may want to make this extra-large to increase the chances for success)
- 2) Hang Nancy from the top of a shelf or open doorway.
- 3) Stand each player 3-4 big steps back
- 4) Give each play a gummy worm to toss into Nancy's mouth
- 5) Everyone who gets a worm in Nancy's mouth is a winner!




continued on page 2 →




chronicle books

CHRONICLEBOOKS.COM/IVYANDBEAN



chronicle books

CHRONICLEBOOKS.COM/IVYANDBEAN



chronicle books

CHRONICLEBOOKS.COM/IVYANDBEAN



chronicle books

CHRONICLEBOOKS.COM/IVYANDBEAN



chronicle books

CHRONICLEBOOKS.COM/IVYANDBEAN